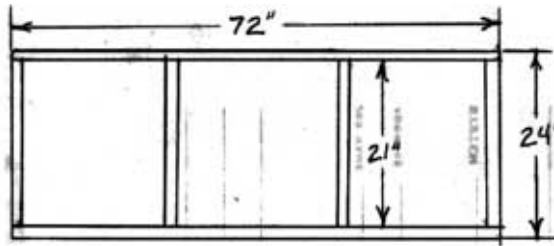


# Plans for BMX "Stumpy" Gate

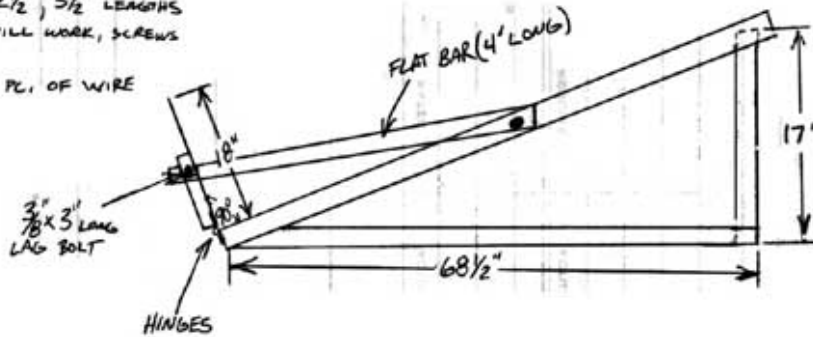
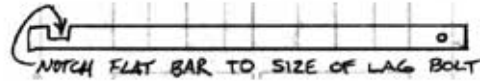


VIEW OF TOP (WITHOUT PLYWOOD)

NOTE! MAKE SURE THAT WHEN YOU MARK WHERE TO PUT THE NOTCH, YOU HAVE THE GATE AT 90° TO THE DECK.

## MATERIALS LIST

- (4) 2" x 4" x 120" WOOD
- (1 SHEET) 48" x 96" x 3/4" PLYWOOD
- (2) HEAVY DUTY GATE HINGES
- (1) FLAT METAL BAR - 48" LONG - 1" WIDE - 1/8" THICK
- (1) 3" LONG x 3/8" LAG BOLT
- FASTENERS: 1/4", 2 1/2", 3 1/2" LENGTHS
- \* NAILS OR SCREWS WILL WORK, SCREWS HOLD BETTER
- (1) 36" TO 48" LONG PC. OF WIRE



- ATTACH WIRE TO BOTH GATE AND FLAT BAR - THEN WHEN YOU ARE STRADDLING YOUR BIKE, YOU CAN PULL BOTH UP AND LOCK THEM IN PLACE WITH YOUR FRONT TIRE.

Plans for BMX "Stumpy" Gate



Plans for BMX "Stumpy" Gate

